

ARRISUN 60

ARNOLD & RICHTER CINE TECHNIK	GMBH & CO BETRIEBS KG, TÜRKENSTRASSE, D-80799 MÜNCHEN TELEFON: (089) 3809-1577 FAX: (089) 3809-1245
ARRI LIGHTING SOLUTIONS GMBH	AGASTR. 24, D-12489 BERLIN TELEFON: (030) 678-233-0 FAX: (030) 678-233-99
ARRI (GB) LIMITED	2 HIGHBRIDGE, OXFORD ROAD, UXBRIDGE, MIDDLESEX UB8 1LX TELEPHONE: (0) 1895-457-000 FAX: (0) 1895-457-001
ARRI INC. NEW YORK OFFICE	617 ROUTE 303, BLAUVELT, NY 10913-1109 TELEPHONE: (845) 353-1400 FAX: (845) 425-1250
ARRI INC. BURBANK OFFICE	600 NORTH VICTORY BLVD., BURBANK, CA 91502-1639 TELEPHONE: (818) 841-7070 FAX: (818) 848-4028
ARRI CANADA LTD.	415 HORNER AVENUE, UNIT 11 ETOBICOKE, ONTARIO M8W 4W3 TELEPHONE: (416) 255-3335 FAX: (416) 255-3399
ARRI ITALIA S.R.L.	VIALE EDISON, 318 - 20099 SESTO SAN GIOVANNI (MI) TELEPHONE: (02) 2622 7175 FAX: (02) 242 1692



02 - 2006

NOTE: WHEN ORDERING QUOTE PART NUMBER **BEMERKUNG: BEI BESTELLUNG IDENT.-NR. ANGEBEN**



L4.77518.E
Front casting
Frontteil




L4.77562.E
Lens door
Linsenfassung



L4.77563.E
UV-protective glass
Sicherheitsglas



L4.77551.E
Lens-holding -springs
Linsenhaltefedern



L4.77564.E
Wire guard complete
Schutzgitter komplett



L4.79747.E
Door catch set
Schnapphaken Set



L4.83014.E
Accessory brackets "short"
(in combination with top latch L4.82911.E)
Halteklauen "kurz" (in Kombination mit
Torsicherung L4.82911.E)



L4.77344.E
Accessory brackets "middle"
(in combination with top latch L4.77470.E)
Halteklauen "mittel" (in Kombination
mit Torsicherung L4.77470.E)



L4.77800.E
Accessory brackets "long" from
ser.no. 821 (in combination with top latch
L4.79011.E)
Halteklauen "lang" ab Ser.Nr. 821 (in
Kombination mit Torsicherung L4.79011.E)



L4.82911.E
Comfort top latch "short" (in combi-
nation with accessory brackets L4.83014.E)
Komfort Torsicherung "kurz" (in
Verbindung mit Halteklauen L4.83014.E)



L4.77470.E
Top latch "middle" (in combination
with accessory brackets L4.77344.E)
Torsicherung "mittel" (in Verbindung
mit Halteklauen L4.77344.E)



L4.79011.E
Top latch "long" from ser.no.821 (in
combination with accessory brackets
L4.77800.E)
Torsicherung "lang" ab Ser.Nr.821
(in Verbindung mit Halteklauen L4.77344.E)



L4.77628.E
Lens holder set
Linsenhalter-Set



L4.77943.E
Rear casting
Rückteil



L4.77526.E
Internal baffle
Mantelstromblech



L4.77519.E
Extrusions set
Rippenbleche-Set



L4.77523.E
Side panel f. housing right
Seitenblech f. Gehäuse
rechts



L4.77524.E
Side panel f. housing left
Seitenblech f. Gehäuse
links



L4.79139.E
Cover for lamp lock knob
Abdeckung für
Lampenklemmknopf



L4.77536.E
Side panel right
Seitenblech rechts




L4.77535.E
Side panel left
Seitenblech links



L4.77529.E
Base casting front
Wannenstirnseite vorne




L4.77534.E
Base casting rear
Wannenstirnseite hinten




L4.74015.E
Bottom panel
Bodenblech



L4.77538.E
Intermediate panel
Zwischenblech



L4.77537.E
Cover
Abdeckblech



L4.79144.E
Base skid
Kufe



L4.77555.E
Stirrup
Haltebügel



L4.73746.E
to ser. no. 843 / bis Ser. Nr. 843
Stirrup mounting set
Bügelbefestigungs-Set




L4.79137.E
from ser. no. 844 / ab Ser. Nr. 844
Stirrup mounting set
Bügelbefestigungs-Set



L4.83153.E
to ser. no. 843 / bis Ser. Nr. 843
Friction disc
Friktionsscheibe



L4.79128.E
from ser. no. 844 / ab Ser. Nr. 844
Friction disc
Friktionsscheibe




L4.77941.E
Lampholder + lampcarriage
Thread 17 mm to ser.no.1609
Lampenfassung + Fassungsträger
Gewinde 17 mm bis Ser.Nr.1609



L4.76253.E
Lampholder + lampcarriage
Thread 20 mm from ser.no.1610
Lampenfassung + Fassungsträger
Gewinde 20 mm ab Ser.Nr.1610




L4.77696.E
Lampholder complete
Lampenfassung komplett



L4.82291.E
Set of 6 pcs. lampholder
contacts
Set mit 6 St. Lampenklemm-
stücken



L4.77558.E
Lamp lock shaft
Hebel geschweißt



L4.77560.E
Lampcarriage
Fassungsträger



L4.77542.E
Focus spindle
Fokusspindel



L4.80122.E
10 pcs. guid roll / focus
10 St. Führungsrollen / Fokus



L4.83078.E
Guide rail
Leitspindel



L4.81380.E
Focus knob compl.
Fokusknopf kpl.



L4.77481.E
Lamp lock knob compl.
Lampenklemmungsknopf kpl.



L4.77507.E
Reflector
Reflektor



L4.77527.E
Safety switch activator
Drahtauslöser



L4.72826.E
On/Off switch
Wippschalter



L4.77539.E
Safety switch complete
Endschalter komplett



L4.72587.E
4 pcs. safety switch
4 St. Sicherheitsschalter



L4.77543.E
Ignitor
Zündgerät



L4.77548.E
Spark gap
Funkenstrecke



L4.77678.E
Hour counter elec.
Betriebsstundenzähler elek.



L4.77541.E
Bowden wire compl.
Bowdenzug kpl.




L4.77549.E
Connecting wire
Verbindungslitzen



L4.77688.E
Bowden wire holder set
Bowdenzughalter Set



L4.77942.E
Strain relief assembly
Kabelverschraubung



L4.71996.E
Clip (VEAM)
Klammer (VEAM)



L4.77565.E
H.T. cables cpl. thread: 17mm
to ser.no.1609
Lampenkabel kpl. Gewinde:
17mm bis Ser.Nr. 1609



L4.72586.E
H.T. cables cpl. thread: 20mm
from ser.no.1609
Lampenkabel kpl. Gewinde:
20mm ab Ser.Nr. 1609



L4.77568.E
Mains cable (Veam)
Scheinwerferkabel (Veam)



L4.77944.E
Veam connector (male)
16 mm² for lamphead cable
Veam Stecker (Stiftkontakt)
16 mm² für Scheinwerferkabel



L4.77946.E
Veam connector (female) 16 mm²
for head to ballast extension cable
Veam Stecker (Buchsenkontakt)
16 mm² für VG Verlängerungskabel



L4.73455.E
Compensating resistance
for electronic hour counter
Vorwiderstand kpl. für elektr.
Betriebsstundenzähler



L4.77487.E
Spot lens 10° (flat structure)
"blue" 420mm
Spotlinse 10° (flache Struktur)
"blau" 420mm



L4.77489.E
N-flood lens 10x20° (small
rectangle) "black" 420mm
N-Floodlinse 10x20° (kleines
Rechteck) "schwarz" 420mm



L4.77491.E
Flood lens 20x45° (large rec-
tangle) "green" 420mm
Floodlinse 20x45° (großes
Rechteck) "grün" 420mm



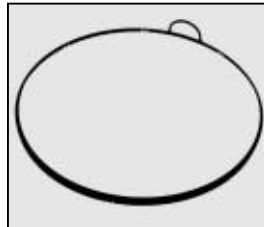
L4.77493.E
S-flood lens clear 50° (honey-
comb clear) "red" 420mm
S-Floodlinse klar 50°
(Bienenwabe) "rot" 420mm




L4.77493SE
S-flood lens frosted 50°
(honeycomb) "silver" 420mm
S-Floodlinse gefrostet 50°
(Bienenwabe) "silber" 420mm



L4.77495.E
Fresnel lens frosted 420mm
Fresnel Linse gefrostet
420mm



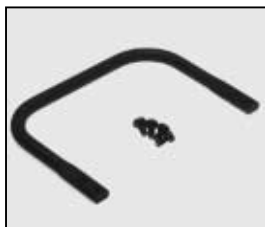
L4.77492.E
Insert lensring
Insert Linsenring




L4.77950.E
Drop-in lensring without
handle
Drop-in Linsenring ohne Griff



L4.77949BE
Handle "blue" for drop-in
lensring
Griff "blau" für drop-in
Linsenring




L4.77949.E
Handle "black" for drop-in
lensring
Griff "schwarz" für drop-in
Linsenring



L4.77949GE
Handle "green" for drop-in
lensring
Griff "grün" für drop-in
Linsenring



L4.77949RE
Handle "red" for drop-in lens-
ring
Griff "rot" für drop-in
Linsenring



L4.77949SE
Handle "silver" for drop-in
lensring
Griff "silber" für drop-in
Linsenring



L4.70194.E
Paint blue similar RAL 5015
Lack blau ähnlich RAL 5015



L4.70186.E
Paint thinner
Farb-Verdünnung